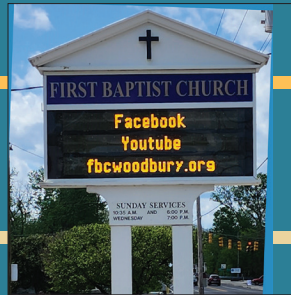



MPC SIGNS

2023-24

CHURCH CATALOG



MPC Signs - For All Your Sign Needs

Large, Internally illuminated Message Board Signs • Electronic Message Centers
Yard Signs • Political Signs • Building Signs • Directional Signs
Exhibits and Displays • Large Digital Printing • Custom Signs
Vinyl Lettering • Banners

P.O. Box 7191 McMinnville, TN 37111-7191
931-473-1016 • 800-264-5513 • Fax: 931-473-5813

Shannon@mpcsigns.com
www.mpcchurchsigns.com



ELECTRONIC MESSAGE BOARDS

Keep your message in front of your congregation with these highly visible, easy to use, programmable electronic message centers. These attractive message centers come in a variety of sizes and can display as many as five lines of copy. Your congregation will appreciate the ability to keep up to date on church activities. Call for quote.

ELECTRONIC MESSAGE BOARD FEATURES:

- Available in a variety of cabinet sizes
- Long lasting, non-rusting, anodized aluminum construction
- LED lighting for header
- Wall, masonry or free standing erection
- Easy-to-follow instructions for owner installation
- Beginner to expert skill levels of operation
- Single-color, multi-color, or full-color displays available
- Built-in time and temperature
- Wide-angle viewing
- Computer generated color drawing available for your approval
- U.L. listed



CLASSIC CHURCH SIGN FEATURES AND SERVICES: (Applies to all signs shown on these two pages)

- U.L. listed
- Background colors available for header and logo panel
- See next page for cabinet color selection
- Internally illuminated changeable letter message boards
- Long lasting, non-rusting, anodized aluminum construction
- Aluminum letters that stay in place. Non-rusting, non-fading
- Automatic photo-electric switch-on at night, off in morning
- High output fluorescent lighting and zero degree ballast
- Aluminum copy board (message board)
- Gas operated door lifters
- Wall, masonry or free standing erection
- Easy-to-follow instructions for owner installation
- Computer generated color drawing available for your approval
- Legs arrive assembled on sign if legs are ordered
- Engineered to withstand up to 130 MPH winds.
- Three year parts warranty on electrical parts and door lifters.
- Ten year parts warranty on other sign cabinet components.



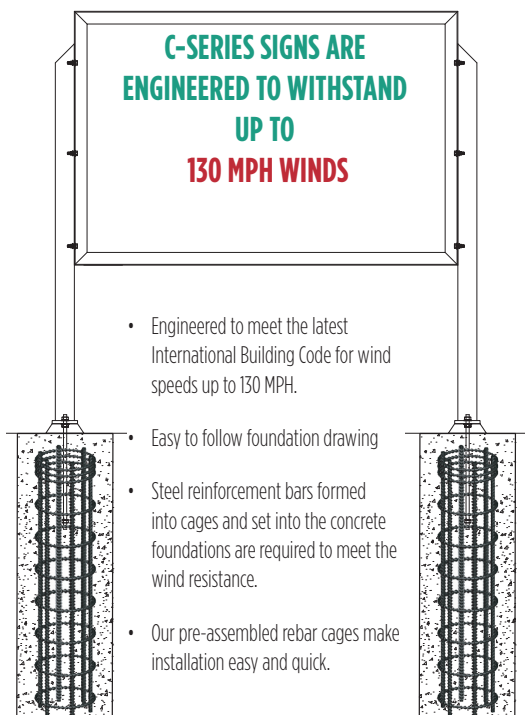
CENTURY

A dignified rectangular style sign equally suited for mounting on wall, in masonry, or with aluminum posts. Your denomination's emblem can be added to the nameplate. Available in a wide variety of sizes.

Standard finish is anodized bronze.

Model No.	W	H	D	LetterSet	Price
CDA 3648S	36	48	6	AL281	\$4,992
CDA 3648D	36	48	10	AL562	\$6,281
CDA 4840S	48	40	6	AL281	\$5,061
CDA 4840D	48	40	10	AL562	\$6,562
CDA 4852S	48	52	6	AL291	\$5,549
CDA 4852D	48	52	10	AL562	\$7,597
CDA 6040S	60	40	6	AL281	\$5,208
CDA 6040D	60	40	10	AL562	\$7,148
CEE 2660	Legs (incl. rebar cages)				\$1,314
CEW 1001	Wall mounting equipment				\$299

**C-SERIES SIGNS ARE
ENGINEERED TO WITHSTAND
UP TO
130 MPH WINDS**



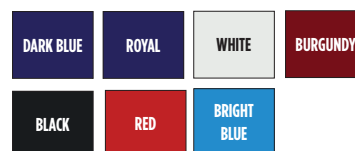
- Engineered to meet the latest International Building Code for wind speeds up to 130 MPH.
- Easy to follow foundation drawing
- Steel reinforcement bars formed into cages and set into the concrete foundations are required to meet the wind resistance.
- Our pre-assembled rebar cages make installation easy and quick.

SPECIFY TYPE FACE FOR HEADER

Roman **BLOCK**

Other font styles available • Call for availability

TRANSLUCENT SIGN FACE COLORS AVAILABLE



Other custom colors available • Call for availability

**Due to paper and ink limitations, slight differences may occur in appearance, color and sheen from actual material supplied.*

CLASSIC CHURCH SIGNS



YOU CAN CHOOSE:

- Color of finish
- Electronic Message Board, black or white Inner Copy Board
- Wall mount or freestanding
- Typeface and color for header (name panel)
- Logo (emblem) for header
- Name of church for header



COLONIAL


The Colonial sign has a distinctive 12" high pediment and Latin Cross. Powder coated Black or White Only

Model No.	W	H	D	LetterSet	Price
CPP 6040S	60	40	6	AL281	\$7,307
CPP 6040D	60	40	10	AL562	\$9,352
CEE 2660	Legs (incl. rebar cages)				\$1,314
CEW 1001	Wall mounting equipment				\$299

SIGN CABINET COLORS



The Standard cabinet color for all Classic Church Signs is Anodized Bronze. The options below are available for an additional charge.




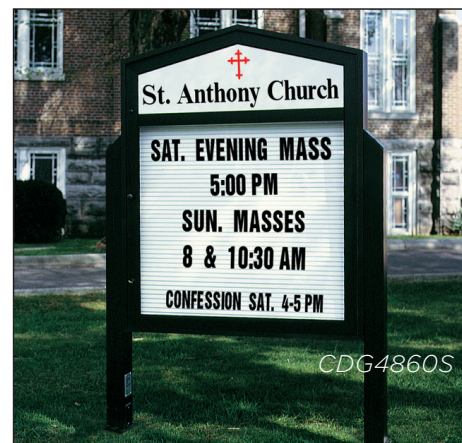
*Due to paper and ink limitations, slight differences may occur in appearance, color and sheen from actual material supplied.

TRADITIONAL

Clean lines and slight pitch gable distinguish the Traditional sign. Accented by peaked translucent nameplate where a small denominational emblem may be added.

Standard finish is anodized bronze.

Model No.	W	H	D	LetterSet	Price
CDG 3654S	36	54	6	AL281	\$5,230
CDG 3654D	36	54	10	AL562	\$7,249
CDG 4860S	48	60	6	AL420	\$5,799
CDG 4860D	48	60	10	AL840	\$7,713
CEE 2660	Legs (incl. rebar cages)				\$1,206
CEW1001	Wall Mounting Equipment				\$274

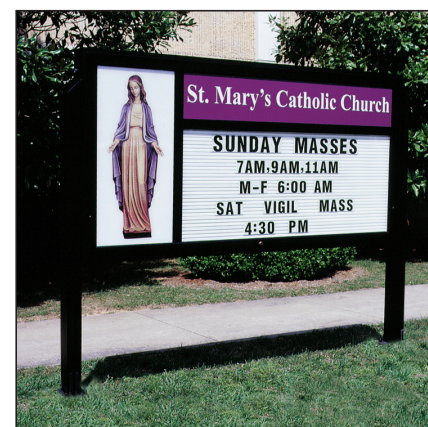


EMBLEM

Our most popular sign! Simple rectangular style. Suitable for mounting on wall, in masonry, or with aluminum posts. Large illuminated emblem placed in polycarbonate door panel (no extra cost for white). Variety of sizes available. Compatible with any type architecture.

Standard finish is anodized bronze.

Model No.	W	H	D	LetterSet	Price
CDE 6040S	60	40	6	AL281	\$5,453
CDE 6040D	60	40	10	AL562	\$7,521
CDE 7240S	72	40	6	AL281	\$6,432
CDE 7240D	72	40	10	AL562	\$8,183
CDE 7248S	72	48	6	AL420	\$6,658
CDE 7248D	72	48	10	AL840	\$8,614
CEE 2660	Legs (incl. rebar cages)				\$1,314
CEW1001	Wall Mounting Equipment				\$299



SIGNATURE

A large horizontal style sign featuring an extra large illuminated graphic in UV resistant polycarbonate door panel. Available in two sizes in single or double face models. Standard 3 color emblem included in price. Custom graphic images (as shown) are quoted on request. Finish is anodized bronze.

Model No.	W	H	D	LetterSet	Price
CDF 8448S	84	48	6	AL420	\$7,675
CDF 8448D	84	48	10	AL840	\$10,355
CDF 9648S	96	48	6	AL420	\$8,770
CDF 9648D	96	48	10	AL840	\$11,839
Emblem extends to full height of board					
CEE 2672	Legs (incl. rebar cages)				\$1,711
CEW 1001	Wall Mounting Equipment				\$299



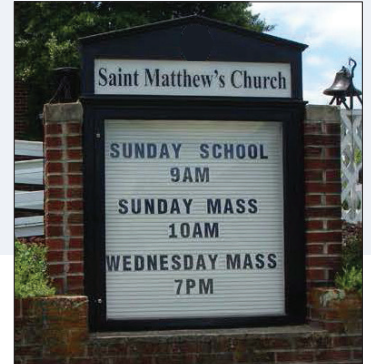
SAVE MONEY BY REVITALIZING

3 INEXPENSIVE WAYS TO UPDATE YOUR EXISTING SIGN!

Not ready for a new church sign? Revitalize your old one! This thirty year old sign was made to look like new with a new emblem, name plate, inner copy board, and letter set all for less than \$800 plus tax and shipping.



BEFORE



AFTER

1. NAME PANELS

All name plates are custom manufactured. Call with dimensions for a quote. Choose your type face and color for an instant face life.



2. INNER COPY BOARDS



All copy boards are removable from the Bulletin Board. Quickly and easily replace your old copy board with a great looking new one. Our boards are easy to use and easy to read! You will also want spare boards on hand to change messages inside during bad weather or for notices in the fellowship hall, etc. Virtually any size is available up to 90" wide. The extruded aluminum rails have a black or white powder coated finish. The 3/4" aluminum frame is coated the same color as the rails. Both Sure Grip and Traditional Letters fit on these boards. Please call for prices.

3. LETTER SETS

SURE GRIP LETTER SETS



Sure Grip aluminum lithographed letters are designed not to move if the message board is bumped or conditions are windy when the message is being changed. Sure Grip Letters hold on to the rails of the message board at the top and bottom of the letter. Letters are available in white-on-black background (for black message boards), or black-on-white background (for white message boards).

TRADITIONAL ALUMINUM LETTER SETS



Traditional Aluminum Letters can be used on any metal rail inner copyboard. Please specify color. White letters for black boards; black letters for white boards. The model number is also the total quantity of letters and numbers in the set.

SET NUMBER	NUMBER OF LETTERS PER SET			TOTAL	PRICE
	White letters on black	Black letters on white			
	23/8"	31/4"	41/8"		
ALW129	129			129	\$127
ALW152		152		152	\$185
ALW139			139	139	\$283
ALW281	129	152		281	\$301
ALW562	258	304		562	\$602
ALW291		152	139	291	\$424
ALW582		304	278	582	\$845
ALW420	129	152	139	420	\$551
ALW840	258	304	278	840	\$1,088
ALW572	129	304	139	572	\$723

SET NUMBER	White letters on black	Black letters on white	NUMBER OF LETTERS PER SET				PRICE
			11/2"	23/8"	31/4"	41/8"	
TAW134		TAB134	134				\$91
TAW268		TAB268	268				\$163
TAW126		TAB126		126			\$116
TAW252		TAB252		252			\$214
TAW89		TAB89			89		\$103
TAW178		TAB178			178		\$196
TAW68		TAB68				68	\$107
TAW136		TAB136				136	\$207
TAW430		TAB430		252	178		\$388
TAW498		TAB498		252	178	68	\$495
TAW609		TAB609	268	252	89		\$435
TAW698		TAB698	268	252	178		\$533

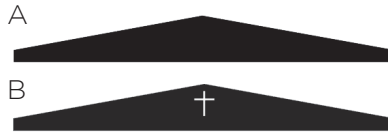
10 YEAR LIMITED WARRANTY

LARGE MODERN SIGNS

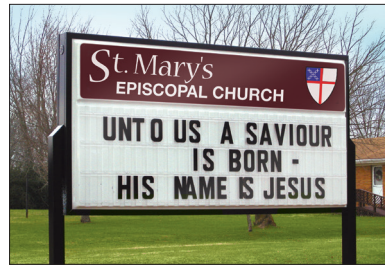


GUARDIAN AND TWIN SPINE OPTIONS:


- Single or Double Face
- Wall or Masonry Mount
- Photo Cell Switch - Standard equip
- Custom Logos
- Optional Laser Cut Lettering or Logos on Twin Spine Cowling
- Hours & Pastor Panels
- Optional Protective Cover/Vandal Guard (Clear nonbreakable polycarbonate protective cover,locks for security, props open for easy access to change message center letters.)



TWIN SPINE TS8X5



GUARDIAN SL6X4



PORTRAIT

This classically styled sign is large and easy to read yet very affordable.

Model No.	W	H	Price
PPF4836S	48	36	\$3,041
PPF4836D	48	36	\$3,215
PPF6048S	60	48	\$3,477
PPF6048D	60	48	\$3,638

The non-illuminated, all aluminum constructed provides years of near maintenance free service without warping, cracking, splitting or splintering like a wooden sign. With a powder-coated finish and 3M high performance vinyl for lettering and graphics, this sign will withstand harsh weather conditions and resist effects of ultraviolet rays. Just choose the top trim and wording and a computer designed drawing will be provided for your approval.

Easy installation means your organization can have the sign installed in a couple of hours.

Standard finish is powder coated white.

TWIN SPINE

The design features structural support of heavy gage powder coated tubular steel, giving maximum wind resistance up to 150 mph. The structural steel frame is hidden inside. Steel legs extend from the cabinet allowing the sign to be installed in a concrete base. Included is a cowling that wraps around the legs giving the sign a smooth finished appearance. Cabinet is constructed of .125 aluminum extrusions.


Model No.	Price	Trim
Royal Mini		
TSSX4	\$7,590	\$810
TS5X4VG	\$9,526	
Royal Bulletin		
TS6X4	\$7,777	\$879
TS6X4VG	\$9,729	
Royal Poster		
TS8X5	\$10,661	\$948
TS8X5VG	\$12,882	
VG - Vandal Guards	L- Logo Panel	ltr - Letters

THE GUARDIAN

The cabinet is made from .125" heavy gage aluminum extrusion with internal reinforcement at the corners to prevent twisting or warping. The cabinet finish is exterior grade polyester powder. All exterior cabinet and support post surfaces are aluminum and will never rust.

Model No.	Price	Trim
Royal Mini Guardian		
SL5X4	\$5,866	\$743
SL5X4VG	\$7,637	
Royal Guardian		
SL6X4	\$6,441	\$807
SL6X4VG	\$8,268	
VG - Vandal Guard L - Logo		
Crown Guardian		
SL8X4	\$7,721	\$870
SL8X4LVG	\$9,664	
Model number indicates nominal length x height Double sided signs are 14" in depth. Single sided signs are 10" in depth.		

SIGN CABINET COLORS

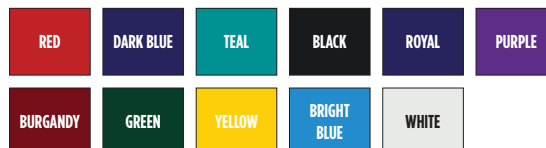


*Due to paper and ink limitations, slight differences may occur in appearance,color and sheen from actual material supplied.

SPECIFY TYPE FACE FOR HEADER

Roman **BLOCK**
(Other font styles available)

TRANSLUCENT SIGN FACE COLORS AVAILABLE



*Due to paper and ink limitations, slight differences may occur in appearance,color and sheen from actual material supplied.

SIGN FACE

The sign face is vandal resistant polycarbonate. The graphics are applied to the inside surface using premium grade translucent vinyl, giving maximum UV and vandalism protection. Prior to production of a sign face,a color drawing of the proposed sign face is submitted to the buyer for approval.

ROAD SIGNS (SINGLE FACE UNLESS OTHERWISE NOTED)

Strategically placed aluminum road signs serve as guideposts to your church. Durable signs with colorful denominational emblems are highly visible from the road. The custom shape displays your logo for maximum recognition. Quality manufacturing makes them the most weather resistant signs available in the country today for years of prominent identification.



<i>United Church of Christ</i> Model RSCC1 21 1/2" X 45" \$216	<i>P.C. U.S.A.</i> Model RSP3 24" X 45" \$216	<i>Southern Baptist</i> Model RSB1 24" X 45" \$216	<i>Christian Church</i> Model RSDC1 21.5" X 45" \$216	<i>Model RSUMC</i> 24" X 37.5" \$216
--	---	--	---	---



<i>Model RSMO</i> 24" X 40" \$216	<i>Catholic Church</i> Model RSC1 24" X 45" \$227	<i>Episcopal Church</i> Model RSE1 24" X 45" \$216	<i>ELCA</i> Model RSEL1 24" X 45" \$216	<i>Model RSM1</i> 24" X 40" \$216
--	---	--	---	--

ROAD SIGN FEATURES

- Three lines of custom wording
- Colorful denominational emblem
- Choice of Roman or Block lettering
- Pre-drilled holes, posts not included
- .063" gauge aluminum
- Powder coated - corrosion & impact resistant
- Custom signs available, send us a sketch for a custom quote



Model SNRV 12"W X 18"H
\$80



Model SNRG 12"W X 18"H
\$80



Model SNRH 12"W X 18"H
\$80



Your choice of name
Model SNRF
14" W X 8"H
\$80

HANGING SIGNS



<i>Model RSE3</i> 24" X 30" \$245	<i>Model RSE4</i> 24" X 45" \$245
--	--



<i>Model RSPH</i> 24" X 30" \$245	<i>Model RSMH</i> 24" X 30" \$245
--	---

SIGN POST

Use this steel, u-channel post with an epoxy resin, green finish to display your road or directional sign. Post comes with two stainless steel bolts, washers, and nuts. Perfect for use with our road signs and special signs.

MODEL	SIZE	PRICE
SMP8	8"	\$49
SMP7	7"	\$43
SMP6	6"	\$35

CROSSES



INDOOR/OUTDOOR WALL MOUNTING CROSSES

Made from all aluminum, these crosses have a powder coat finish. They are available in a variety of sizes from 2 to 12 feet and all models are available backlit. Colors available: white, black, silver, gold, green and bronze. Wall brackets provided. Customer will supply fasteners appropriate for the type of wall construction.

***BL in the model number denotes backlit**

CLASSIC



CELTIC



ROMAN



TAPERED



CROSS & FLAME



CLASSIC CROSS			CELTIC CROSS			ROMAN CROSS			TAPERED CROSS			CROSS & FLAME		
MODEL	SIZE	PRICE	MODEL	SIZE	PRICE	MODEL	SIZE	PRICE	MODEL	SIZE	PRICE	MODEL	SIZE	PRICE
C2	2'	\$758	C2C	2'	**	C2R	2'	\$1,071	C2T	2'	*	CF2	2'	\$2,121
C2BL	2'	\$1,358	C2CBL	2'	**	C2RBL	2'	\$1,668	C2TBL	2'	*	CF3	3'	\$2,458
C3	3'	\$865	C3C	3'	**	C3R	3'	\$1,182	C3T	3'	*	CF3BL	3'	\$2,828
C3BL	3'	\$1,517	C3CBL	3'	**	C3RBL	3'	\$1,829	C3TBL	3'	*	CF4	4'	\$2,478
C4	4'	\$935	C4C	4'	**	C4R	4'	\$1,260	C4T	4'	*	CF4BL	4'	\$3,156
C4BL	4'	\$1,637	C4CBL	4'	**	C4RBL	4'	\$1,974	C4TBL	4'	*	CF5	5'	\$2,500
C5	5'	\$1,017	C5C	5'	**	C5R	5'	\$1,450	C6T	5'	*	CF5BL	5'	\$3,285
C5BL	5'	\$1,873	C5CBL	5'	**	C5RBL	5'	\$2,315	C6TBL	5'	*	CF6	6'	\$2,547
C6	6'	\$1,782	C6C	6'	**	C6R	6'	\$2,937	C8T	6'	*	CF6BL	6'	\$3,424
C6BL	6'	\$2,732	C6CBL	6'	**	C6RBL	6'	\$3,885	C8TBL	6'	*	CF8	8'	\$3,379
C8	8'	\$2,201	C8C	8'	**	C8R	8'	\$3,780	C10T	8'	*	CF8BL	8'	\$4,679
C8BL	8'	\$3,339	C8CBL	8'	**	C8RBL	8'	\$4,916	C10TBL	8'	*	CF10	10'	\$4,166
C10	10'	\$2,618				C10R	10'	\$4,514	C12T	12'	*	CF10BL	10'	\$5,806
C10BL	10'	\$3,945	** Due to manufacturing complexities, please call or email for quote.			C10RBL	10'	\$5,845	C12TBL	12'	*	CF12	12'	\$4,911
C12	12'	\$3,035				C12R	12'	\$4,976				CF12BL	12'	\$6,698
C12BL	12'	\$4,552				C12RBL	12'	\$6,823	* Due to manufacturing complexities, please call or email for quote.					

BACKLIT CROSSES



DAY



NIGHT



Any of these crosses can be backlit to draw attention and highlight your church. LED's offer a dependable source of lighting with a life expectancy of 100,000 hours. 12 volt operation keeps the energy cost very low. They are the most technologically advanced backlit cross on the market today.

GROUND MOUNT CROSSES

The ground mounted free standing crosses add a simple yet distinctive and elegant symbol to your church.

- Made of heavy gauge aluminum tubing for strength and long life
- Powder coated in your choice of colors for long lasting beauty
- Engineered to withstand coastal winds up to 130 MPH
- Directly buried into your concrete foundation
- Several standard crosses available or ask us to design your custom cross
- Instructions provided for easy install without the need for a crane or hoist

MODEL	SIZE	PRICE
FSC6	6'	\$3,252
FTC8	8'	\$4,148
FSC10	10'	\$6,185
FSC12	12'	\$6,794
FSC14	14'	\$7,949



We can build an indoor or outdoor cross to hold your corpus for an elegant and moving presentation. Your cross can be ground mounted, directly buried in concrete, wall mounted, or hung from overhead cables.
(Customer Provided Corpus)

LARGE DIGITAL PRINTS - GO DIGITAL!

Signs as large as 8 feet by 10 ft. Banners as large as 5 ft. by 10 ft.

Let us print your banners and signs for all your church events. Utilizing wide-format flatbed UV printing technology, your image can be printed on any rigid material 120 inches by 96 inches by 1.5 inches thick. Images have been printed on plexiglass, aluminum, plastic, vinyl, acoustic panels, Styrofoam, paperboard panels, wood and banner material.



Coroplast signage - 5.00 per sq.ft. • Banner - 6.50 per sq.ft.

To order digital catalog pages, contact:

Margie Wertz

800-338-8928

margie@keenermarketing.com

Please let us know what sizes and file types you will need.



P.O. Box 7191 McMinnville, TN 37111-7191

931-473-1016 • 800-264-5513 • Fax: 931-473-5813

Shannon@mpcsigns.com

www.mpcchurchsigns.com